



Cruise



Vaani Kapoor

LOVED BY
VAANI KAPOOR

**EVERY SPACE DESERVES
CRUISE COOLING**


RESIDENTIAL & LIGHT COMMERCIAL
AIR CONDITIONER COLLECTION 2026

INVEST IN YOURSELF.

CRUISE. 33 YEARS OF PASSION AND PIONEERING.

Since the establishment of Cruise in 1992, our founders have ensured that each Cruise product exceeds global engineering standards. Each product goes through 28 extensive reliability tests to earn its global certification. With a mission of delivering great air care solutions at affordable value & highest customer satisfaction that enables a superior quality of life. Today, Cruise is a leading player in the air conditioning and refrigeration appliances industry, Cruise has also been the preferred OEM (Original Equipment Manufacturer) for many global brands.

Established in 1992 | ISO 9001:2015, ISO 14001:2015, ISO 45001:2018 & RoHS Certified
Manufacturing Operations | Manufacturing Facilities at Silvassa, DN | BIS Certified as per
IS 8148:2018 | Network of 1200+ Sales & Service Partners across India



1992



Cruise group began operations with sheet metal manufacturing operations in Maharashtra.



1995

Cruise introduced India's first dual-throw window AC, the 'Dinosaur'.

1993

The first product launched was a 0.75 and 1.0 Ton window air conditioner.



2005



Introduced India's first 1.5 Ton Portable air conditioner with wheels.

2018

Launched European Heavy Duty performance All-Season Convertible Split AC's.



2025

Launched Black Label AC's for premium Homes and Living Spaces.

2021

Established one of India's first BIS-Certified labs for ductable units.



THE CRUISE MISSION

To deliver great air-care solutions at affordable value to enable a superior quality of life with utmost customer satisfaction.



ISO 9001:2015
ISO 14001:2015
ISO 45001:2018



CE Certified



RoHS Compliant
Manufacturing
Operations



BIS Certified
as per
IS 8148:2018



BEE Energy
Compliance
Certification



#Cruise awarded Best Brands 2024 in large appliances category by The Economic Times



NEW
BLACK LABEL
SERIES

THE FUTURE OF 5 STAR COMFORT COOLING IS HERE

At Cruise, we believe in technology that dramatically transforms spaces into arenas of comfort and perfection. And through relentless innovation, Cruise has launched the revolutionary new range of VarioQool Ultra DUAL Inverter Air Conditioners with advanced features to significantly improve your family's daily living experience.



VARIOQOOL CONVERTIBLE TECHNOLOGY

AUTO-ADJUSTABLE COOLING WITH UP TO 110% RATED CAPACITY

Invest in world-class technology. Invest in Yourself



VARIOQOOL™ ULTRA INVERTER AI TECHNOLOGY

AI Convertible Capacity for 25% faster cooling and upto 40% energy savings in eco mode vs. conventional ACs.



EXPRESS COOL AT 55°C HEAVY DUTY UNITS

Tropical-X Rotary technology ensures non-stop cooling even when it's 55°C outside.



4D AUTO AIR SWING 360° SURROUND AIR

Jet inspired horizontal and vertical louvres auto swing ensures wide airflow while providing uniform cooling.



7-STAGE MULTI AIR PURIFICATION DESIGNED IN GERMANY

AerPro filtration featuring PM 2.5, VOC, Activated Charcoal, Catechin, Anti-bacterial, Silver Ion and HD dust filter to deliver 99.9% pure air.



FLUSOJET AIRFLOW UPTO 50 FEET SUPER LONG AIR DRIVE

Using principles of jet engine aerodynamics, FlusoJet provides long reach airflow for upto 1.5X room area coverage.



RUST-O-SHIELD ANTI CORROSION PAINT PROTECTION

Cruise's special Rust-O-Shield Blue protection applied to Indoor Unit reduces corrosion due to polluted and salty air.



PORTAQOOL TECHNOLOGY

AIR CONDITIONING ON WHEELS

Invest in mobility, indoors or outdoors



Tropical-X Rotary Compressor

Featuring an advanced rotary compressor engineered to operate in temperatures of up to 50°C, it provides the best-in-class cooling performance that is superior to any existing mobile cooling device.



Built-in Four Omni-Directional Wheels

Go further with 4 easy-to-push castor wheels that allow for easy maneuverability of the mobile air conditioner from room to room, providing spot cooling wherever you need it.



Air Discharge Hose & Window Kit

The expandable hose (upto 6 ft) allows extraction of the hot air from the unit to be discharged outside the room, for effectively cooling. The sliding window kit makes the installation easier and air tight.



Anti-Bacterial Dust Filter

The advanced HD filter delivers cleaner air and reduces room odours with outstanding dust collection due to its new improved density.





VARIOCOOL Ultra

SUPER DUTY PERFORMANCE WITH BIGGER OUTDOOR UNITS

Introducing Cruise Super Duty 5 Star Air Conditioners with Convertible Cooling Technology, XL Indoor Units and 5.31 ISEER ratings. Faster cooling efficiency by 10% compared to conventional 5-star AC's with compact Indoor and Outdoor Units.

TONNAGE CLASS	1.6	2.0	2.2
STAR RATING	5☆	5☆	3☆



UNIQUE POWER OF VARIOCOOL Ultra AC'S


<p>ISEER 5.77</p>	<p>Energy Savings Higher ISEER</p>	<p>ODU Size 35%* Bigger</p>	<p>100% Capacity Cooling at</p> <p>48°C</p>
-------------------	------------------------------------	-----------------------------	--

PREMIUM FEATURES

<p>SUPER CONVERTIBLE</p> <p>4in1</p> <p>COOLING</p>	<p>LIFETIME WARRANTY</p> <p>10 YEAR</p> <p>COMPRESSOR*</p>	<p>7-STAGE PM2.5 PROTECTION</p> <p>AIR PURIFICATION</p>	<p>BACKLIT LCD REMOTE</p> <p>LARGE DISPLAY</p>	<p>40 FT</p> <p>LONG AIRFLOW</p>	<p>4D</p> <p>AUTO SWING</p>	<p>ULTRA DURABILITY</p> <p>100 %</p> <p>COPPER TUBES</p>	<p>ANTI CORROSION</p> <p>RUST-O SHIELD</p> <p>BLUE COATING</p>
--	---	---	--	---	------------------------------------	---	---

JETQOOL HYPER CAPACITY

The new flagship Fixed Speed Series designed to cool Large Homes & Offices. With its Super Heavy Duty outdoor and XXL indoor units - You stay focused on staying productive no matter the conditions outside.



TONNAGE CLASS	1.6	2.2
STAR RATING	2☆	2☆

44 INCH WIDE INDOOR UNIT
56 KG OUTDOOR UNIT
2 ROW BLUE-TEC CONDENSOR



TROPICAL X COMPRESSOR TECHNOLOGY

Every Cruise world-class air conditioner uses an advanced rotary compressor for smoother rotations and less vibration under extreme loads. Each air conditioner undergoes rigorous quality checks and over 30 durability tests - thus engineered to operate efficiently in tropical climates with temperatures up to 50°C.

POWER COOLING WITH 50 FEET FLUSOJET AIRFLOW

The JetQool Ultra wide Indoor unit expedites the cooling process with its large heat exchanger & wider outlet - for a longer reach of cool air within large spaces.



PREMIUM FEATURES




CRUISE AIR EXPERT RANGE

VU5 F | VU7 F | varioQOOL ultra **NEW**



VP3 F | varioQOOL pro **NEW**



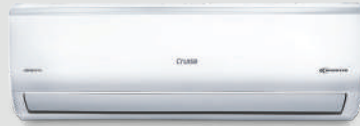
SPLIT INVERTER

5 STAR ACs

4 STAR ACs

MODEL	CWCVBV-VU5F245 NEW	CWCVBM-VU7F195 NEW	CWCVBM-VP3F185 NEW	CWCVBM-VP3F185BL	CWCVBL-VP3F125
BEE Star Rating	5	5	5	5	4
Tonnage Class	Ton 2.0	1.6	1.5	1.5	1.0
Cooling Capacity	W 6170	5400	5000	5000	3450
Convertible Capacity	W 3085-6500	2700-6200	2500-5250	2500-5250	1725-3620
Convertible Modes	4-in-1	4-in-1	4-in-1	4-in-1	4-in-1
Power Supply	V/Hz/Ph 230/50/1	230/50/1	230/50/1	230/50/1	230/50/1
Power Consumption (H/L)	W 1545/548	1245/ 425	1094/382	1094/ 382	840/ 320
Current Input	A 7.00	5.65	5.00	5.00	3.90/ 2.30
ISEER	W/W 5.15	5.77	5.37	5.37	5.10
Airflow Volume (H)	m³h 1200	1400	950	950	800
Condensor	Type Copper	Copper	Copper	Copper	Copper
Compressor	Type/Gas Twin Rotary-R32	Inverter Rotary-R32	Inverter Rotary-R32	Inverter Rotary-R32	Inverter Rotary-R32
IDU Size (WxHxD)	mm 1100x330x250	1100x330x250	1000x295x230	1000x295x230	800x295x230
IDU Net/Gross Weight	Kg 14.0/ 17.0	12.0/ 17.0	11.0/ 13.0	11.0/ 13.0	9.3/ 11.0
ODU Size (WxHxD)	mm 810x645x301	810x645x301	781x557x281	781x557x281	781x557x281
ODU Net/Gross Weight	Kg 31.5/ 38.0	29.5/ 35.0	27.0/ 31.0	27.0/ 31.0	24.0/ 28.5
Convenience	4D Auto Airflow Express Cool 55°C Full BLDC with EEV 50ft FlusoJet Airflow HEAVY XL IDU + ODU Rust-O-Shield Paint Protection	4D Auto Airflow Express Cool 55°C Full BLDC with EEV 50ft FlusoJet Airflow HEAVY XL IDU + ODU Rust-O-Shield Paint Protection	4D Auto Airflow Magic LED Display Full BLDC with EEV Express Cool 50°C Backlit Remote Rust-O-Shield Paint Protection	4D Auto Airflow Magic LED Display Full BLDC with EEV Piano Black IDU Backlit Remote Rust-O-Shield Paint Protection	4D Auto Airflow Magic LED Display Express Cool 50°C XL IDU + XL ODU Backlit Remote Rust-O-Shield Paint Protection
Air Filtration	7-Stage Filtration with PM 2.5 Filter	7-Stage Filtration with PM 2.5 Filter	7-Stage Filtration with PM 2.5 Filter	7-Stage Filtration with PM 2.5 Filter	7-Stage Filtration with PM 2.5 Filter
Warranty	1 Year on complete product + 10 Year on compressor				

VQ3 S | varioQOOL **NEW**



VQ1 F | varioQOOL **NEW**



SPLIT INVERTER

3 STAR ACs

MODEL	CWCVBM-VU7F253 NEW	CWCVBM-VQ3S173 NEW	CWCVBM-VQ1F123 NEW	CWCVBM-VQ1F243 NEW	CWCVFM-VQ5G183 NEW
BEE Star Rating	3	3	3	3	3
Tonnage Class	Ton 2.2	1.5	1.0	2.0	1.5
Cooling Capacity	W 7050	4800	3400	6200	5000
Convertible Capacity	W 3525-7800	2400-5050	1700-3550	3100-6500	2500-5350
Convertible Modes	4-in-1	4-in-1	4-in-1	4-in-1	5-in-1
Power Supply	V/Hz/Ph 230/50/1	230/50/1	230/50/1	230/50/1	230/50/1
Power Consumption	W 2050/ 710	1450/ 485	1002/ 351	1830/ 640	1580
Current Input	A 9.40	6.80	4.60	8.38	7.30
ISEER	W/W 4.50	4.41	4.35	4.41	4.35
Airflow Volume (H/L)	m³h 1400	900	800	1050	900
Condensor	Type Copper	Copper	Copper	Copper	Copper
Compressor	Type/Gas Twin Rotary-R32	Inverter Rotary-R32	Inverter Rotary-R32	Inverter Rotary-R32	Inverter Rotary-R32
IDU Size (WxHxD)	mm 1100x330x250	900x295x230	800x295x230	1000x295x230	900x294x206
IDU Net/Gross Weight	Kg 12.0/ 17.0	10.5/ 12.0	9.3/ 11.0	11.0/ 13.0	10.0/ 12.5
ODU Size (WxHxD)	mm 810x645x301	780x557x281	780x241x557	780x557x281	780x603x292
ODU Net/Gross Weight	Kg 36.7/ 43.0	22.5/ 27.0	23.0/ 27.0	27.0/ 32.0	24.0/ 27.0
Convenience	4D Auto Airflow Express Cool 55°C Full BLDC with EEV 50ft FlusoJet Airflow HEAVY XL IDU + ODU Rust-O-Shield Paint Protection	4D Auto Airflow Matt IDU + HD ODU Express Cool 50°C XL IDU + HD ODU Backlit Remote Rust-O-Shield Paint Protection	4D Auto Airflow Magic LED Display Express Cool 50°C HD ODU Backlit Remote Rust-O-Shield Paint Protection	4D Auto Airflow Magic LED Display Express Cool 50°C 40ft FlusoJet Airflow Backlit Remote Rust-O-Shield Paint Protection	4D Auto Airflow Matt IDU + HD ODU Express Cool 55°C 40ft FlusoJet Airflow Backlit Remote Rust-O-Shield Paint Protection (Gold-tec)
Air Filtration	7-Stage Filtration with PM 2.5 Filter	7-Stage Filtration with PM 2.5 Filter	7-Stage Filtration with PM 2.5 Filter	7-Stage Filtration with PM 2.5 Filter	HD Anti-viral Filters
Warranty	1 Year on complete product + 10 Year on compressor				

VP3 F BL | VQ1 F BL | varioQOOL pro **NEW**



PQ3 S | PORTAQOOL




3 STAR ACs

PORTABLE AC

CWHVBM-VP3F183 (H+C)	CWCVBM-VP3F193BL NEW	CWCVBM-VQ1F243BL NEW	CPCATF-PQ3S12
5	3	3	-
1.5	1.6	2.0	1.0
5100	5300	6200	-
2550-5350	2650-5560	3100-6500	3500
4-in-1	4-in-1	4-in-1	-
230/50/1	230/50/1	230/50/1	230/50/1
1458/ 541	1610/ 533	1830/ 640	1200
6.70	7.40	8.38	5.30
4.41	4.41	4.41	2.91
1000	1050	1050	350
Copper	Copper	Copper	Copper
Inverter Rotary-R32	Inverter Rotary-R32	Inverter Rotary-R32	Rotary-R410A
1000x295x230	1000x295x230	1000x295x230	270x480x695
11.0/ 13.0	11.0/ 13.0	11.0/ 13.0	28/32
780x557x281	780x557x281	780x557x281	NA
26.0/ 30.0	24.0/ 28.0	27.0/ 32.0	NA
Heat+Cool (-7°C to 52°C) 4D Auto Airflow Express Cool 50°C 50ft FlusoJet Airflow XL IDU + ODU Rust-O-Shield Paint Protection	4D Auto Airflow Magic LED Display Full BLDC with EEV Piano Black IDU Backlit Remote Rust-O-Shield Paint Protection (Gold-tec)	4D Auto Airflow Magic LED Display Express Cool 50°C Piano Black IDU Backlit Remote Rust-O-Shield Paint Protection (Gold-tec)	4 Castor Wheels 2D Auto Airflow Digital Control Panel Wireless Remote Hot Air Duct+ Window Kit Blue-tec Fin Protection
7-Stage Filtration with PM 2.5 Filter	7-Stage Filtration with PM 2.5 Filter	7-Stage Filtration with PM 2.5 Filter	HD Anti-Allergen Filters
1 Year on complete product + 10 Year on compressor			1 Year on product

VQ5 G | varioQOOL

NEW



JQ7 G | JETQOOL



EQ3 N | EAZYQOOL



SPLIT NON-INVERTER

2 STAR ACs

CWCVFM-VQ5G243 NEW	CWCDBK-JQ7G193	CWCDBK-JQ7G253	CWCDBJ-EQ3N123	CWCDBK-EQ3N183	CWCDBJ-EQ3N243
3	2	2	2	2	2
2.0	1.6	2.2	1.0	1.5	2.0
6200	5400	7050	3450	4920	6150
3100-6600	-	-	-	-	-
5-in-1	-	-	-	-	-
230/50/1	230/50/1	230/50/1	230/50/1	230/50/1	230/50/1
1868	1385	1850	885	1280	1595
8.55	6.40	9.00	4.05	5.90	7.30
4.35	3.90	3.81	3.90	3.84	3.86
1050	1400	1400	780	1080	1400
Copper	Copper	Copper	Copper	Copper	Copper
Inverter Rotary-R32	Tropical-X Rotary-R32	Tropical-X Rotary-R32	Tropical-X Rotary-R32	Tropical-X Rotary-R32	Tropical-X Rotary-R32
1010x316x220	1100x330x250	1100x330x250	800x295x230	1000x295x230	1100x250x330
12.0/ 15.0	14.0/ 17.0	14.0/ 17.0	9.3/ 11.0	11.0/ 14.0	14.0/ 17.0
780x603x292	810x594x301	963x755x382	780x557x241	781x557x281	810x594x301
26.5/ 30.0	37.0/ 42.5	56.0/ 64.0	30.0/ 34.0	36.0/ 40.0	37.0/ 42.0
4D Auto Airflow Matt IDU + HD ODU Express Cool 55°C 40ft FlusoJet Airflow Backlit Remote Rust-O-Shield Paint Protection (Gold-tec)	4D Auto Airflow Magic LED Display Express Cool 50°C 50ft FlusoJet Airflow Blue-tec Fin Protection Backlit Remote HEAVY XL IDU + ODU	4D Auto Airflow Magic LED Display Express Cool 50°C 50ft FlusoJet Airflow Blue-tec Fin Protection Backlit Remote HEAVY XL IDU + ODU	4 Way Airflow Magic LED Display Express Cool 50°C FlusoJet Airflow Blue-tec Fin Protection XL IDU + HD ODU	4 Way Airflow Magic LED Display Express Cool 50°C FlusoJet Airflow Blue-tec Fin Protection XL IDU + HD ODU	4 Way Airflow Magic LED Display Express Cool 50°C FlusoJet Airflow Blue-tec Fin Protection XL IDU + HD ODU
HD Anti-viral Filters	HD Anti-Allergen Filters	HD Anti-Allergen Filters	HD Anti-Allergen Filters	HD Anti-Allergen Filters	HD Anti-Allergen Filters
1 Year on complete product + 5 Year on compressor					

Airflow: 4D Auto Airflow indicates automatic vertical & horizontal airflow. Area of cooling is subject to outdoor ambient temperature of 35°C and calculated for residential purpose only.

LIGHT COMMERCIAL AIR CONDITIONERS

HIGH PERFORMANCE COOLING DESIGNED FOR BUSINESS

When it comes to business, we at Cruise believe in airflow technology that significantly improves ambient comfort, peace of mind & productivity at your workplace. Because customers may forget what was said, but will never forget how they felt. Presenting the next-gen Cruise Tower & Cassette Type air conditioners designed for business!



TURBOSTATION TECHNOLOGY

TALL. TOWERING. COOL.

WITH FLUSOJET AIRFLOW



FLUSOJET AIR DRIVE

LONG & POWERFUL AIRFLOW

Experience air flow upto 60 feet away with jet inspired blower engineering that ensures faster cooling in every corner of extra large rooms.



EXPRESS COOL 55°C

EXTREME WEATHER READY

The advanced Tropical-X Rotary compressor has been re-engineered to provide non-stop powerful cooling in extreme temperatures of up to 52°C.



BLUE-TEC PROTECTION

INVEST IN DURABILITY

Special anti-corrosive blue coated heat exchanger fins improve longevity. Ensuring upto five times longer life than conventional uncoated fins.



4WAY AUTO AIRFLOW

INVEST IN COMFORT

Ensure automatic 360° cooling with the motorised horizontal and vertical louvres. Get uniform cooling in every corner of the room, in seconds.

AEROJET HYPER FLOW COOLING AT 55°C

Introducing the next generation of
Cassette Type ACs with Tropical-X
Super Duty Compressors.



SURROUND COOL TECHNOLOGY

IN-CEILING AEROSTATION COMFORT

WITH UNIFORM AIR DISTRIBUTION



IN-CEILING DESIGN ELEGANTLY SLIM

A re-engineered chassis & evaporator has resulted in a 11% height reduction of the cooling unit ensuring easy installation and improved aesthetics.



FRESH AIR CONNECT INVEST IN FRESHNESS

A built-in Fresh Air Connect system channels outdoor air into the room, maintaining a fresh and healthy indoor environment.



360° AIRFLOW INVEST IN COMFORT

The in-ceiling AeroStation design delivers uniform surround airflow, that ensures a consistent comfort reducing hot pockets in the room.



BUILT-IN PUMP INVEST IN FLEXIBILITY

Equipped with a built-in drain pump that lifts condensed water up to 750mm, preventing water buildup and ensuring efficient drainage.

INFERNOPAC SUPER DUTY ODU

LONG-TERM ALL-WEATHER ENDURANCE

Invest in reliable performance



MULTI-ANGLE SHELL DESIGN

The multi-angle structure with unique reinforcing ribs, makes the ODU ultra sturdy. This robustness in construction comes from world-class and highly reliable components.



SUPERIOR COOLING EFFICIENCY

Compared to 1-phase power units, the 3-phase supply machines are more robust, offer energy savings of up to 10% and steadier outputs while requiring lesser maintenance.



LOW NOISE AERO DESIGN

With an improved aero grille design and scroll compressors with fewer moving parts, making these ODU's quieter-allowing you to concentrate better without any noisy disturbances.





aerostation CASSETTE TYPE AIR CONDITIONERS

LET YOU & YOUR BUSINESS BREATH EASY.


Through relentless innovation Cruise's Light Commercial AC's come loaded with breakthrough technologies that enhance the quality of air, significantly improving the environment and productivity at your workplace for your employee's and VVIP clients alike.

SAVE MORE SPACE WITH ULTRA SLIM BODY

TONNAGE CLASS

2.0 3.0 4.0

↑
9.65in
↓



↑
11.40 in
↓

UNIQUE POWER OF AEROSTATION AC'S

Energy Savings
with High ISEER



Built-in
Drain Pump



ODU Size
22%* Bigger



Non-stop
Cooling at

55°C

HEAVY DUTY FEATURES

<p>ULTRA-SLEEK DESIGN</p> <p>SLIM HEIGHT</p>	<p>LOW NOISE DESIGN</p> <p>39 dB QUIET</p>	<p>COMPRESSOR WARRANTY</p> <p>5 YEARS*</p>	<p>ANTI-VIRUS+ PROTECTION</p> <p>AIR PURIFICATION</p>	<p>BACKLIT LCD REMOTE</p> <p>LARGE DISPLAY</p>	<p>8D AUTO SWING</p>	<p>ENVIRONMENT FRIENDLY</p> <p>R32 REFRIGERANT</p>	<p>ULTRA DURABILITY</p> <p>100 % COPPER TUBES</p>
--	---	---	---	--	---------------------------------	---	--

60^{FT}
LONG AIRFLOW

TURBOSTATION FLOOR STANDING AIR CONDITIONERS

GUARANTEED COMFORT IN LARGE SPACES.

Cruise TurboStation Tower AC's are designed for large spaces and gatherings. These powerful cooling units combine strong airflow with elegant design for drawing rooms, offices, restaurants and event spaces.



TONNAGE CLASS

3.0 4.0 5.0

76 INCH HIGH INDOOR UNIT
103 KG OUTDOOR UNIT
3 ROW BLUE-TEC CONDENSOR



TROPICAL X COMPRESSOR TECHNOLOGY

WITH BLDC MOTORS

Powerful and heavy-duty compressor technology combined with BLDC's intelligent motors creates minimal noise with superior air circulation while offering high durability and longer product life.



HEAVY DUTY FEATURES

EXTREME
PERFORMANCE
**HEAVY
DUTY**

MULTI-ANGLE
SHELL DESIGN

TOUGH BUILD

ANTI-VIRUS+
PROTECTION

AIR PURIFICATION

BACKLIT
LCD REMOTE

LARGE DISPLAY

EXPRESS
COOLING IN
55^{°C}
AMBIENT

SUPERIOR
COOLING


EFFICIENCY

PIN-DROP
SILENCE
LOW
NOISE
OPERATION


ENVIRONMENT
FRIENDLY
R32
REFRIGERANT

CRUISE PROFESSIONAL RANGE

AS100 | aeroSTATION



AJ300 | aeroJET **NEW**



CASSETTE AC

8-WAY CST

MODEL		CCCDBJ-AS124VS4	CCCDBK-AJ324FS3	CCCDBM-AJ336FS1 NEW	CCCDBK-AJ348FT1 ('25)
MODEL TYPE		Inverter	Non - Inverter	Non - Inverter	Non - Inverter
Tonnage Class	Tr	2.0	2.0	3.0	4.0
BEE Star Rating		3	2	1	1
Cooling Capacity	W	6200/ 3100	6200	10600	13200
Power Consumption	W	1745/ 615	1610	3150	4475
Current Input	A	8.20/ 5.00	8.00	13.5	7.0
ISEER		4.60	3.85	3.37	2.95
INDOOR UNIT					
Panel Color		White	White	White	White
Power Supply	V/ Hz/ Ph	230/50/1	230/50/1	230/50/1	230/50/1
Airflow Volume (H)	m ³ h	1280	1350	2180	2180
Motor Type		BLDC	BLDC	BLDC	BLDC
Noise Level (H/L)	dbA	45/ 41	47/ 43	53/ 49	53/ 49
Unit Dimensions (WxDxH)	mm	845x845x245	845x845x245	845x845x290	845x845x290
Panel Dimensions (WxDxH)	mm	950x950x52	950x950x52	950x950x52	950x950x52
Net/ Gross Weight (Unit)	Kg	24.0/ 30.5	24.0/ 30.5	26.0/ 32.0	26.0/ 32.0
Net/ Gross Weight (Panel)	Kg	5.5/ 8.0	5.5/ 8.0	5.5/ 8.0	5.5/ 8.0
OUTDOOR UNIT					
Power Supply	V/ Hz/ Ph	230/50/1	230/50/1	230/50/1	415/50/3
Fan Motor Type		BLDC	AC	AC	AC
Condensator Type-Rows	nos.	Copper/ 2	Copper/ 2.5	Copper/ 2.5	Copper/ 2
Compressor Type		Twin Rotary	Tropical-X Rotary	Twin Rotary	Twin Rotary
Noise Level	dbA	58	60	64	65
Refrigerant Type/ Charge		R-32/ 0.90	R-32/ 1.25	R-32/ 1.70	R-32/ 1.95
Ambient Operation Range (max)	°C	Up to 52	Up to 52	Up to 52	Up to 52
Dimensions (WxDxH)	mm	781x281x555	850x310x684	928x328x755	1032x383x872
Net/ Gross Weight	Kg	28/ 30	44/ 48.5	60/ 66	76/ 84
Piping Connection: Liquid	inch	1/4"	1/4"	3/8"	3/8"
Piping Connection: Gas	inch	5/8"	5/8"	5/8"	5/8"
Max Elevation Drain Pipe	m	0.66	0.66	0.66	0.66
Max Refrigerant Pipe (L)	m	30	15	30	50
Max Elevation Difference	m	15	15	15	15
PREMIUM FEATURES					
Indoor Unit Display Type		Digital	Digital	Digital	Digital
Airflow Control Type		8 Way	8 Way	8 Way	8 Way
Remote Control		Wireless Backlit LED	Wireless Backlit LED	Wireless Backlit LED	Wireless Backlit LED
Evaporator Protection		Blue-tec	Blue-tec	Blue-tec	Blue-tec
Condensator Protection		Blue-tec	Blue-tec	Blue-tec	Blue-tec
3 Phase Advantage		-	-	-	Yes
Express Cool 55°C		Yes	Yes	Yes	Yes
Auto Smart Check		Yes	Yes	Yes	Yes
HD Dust Filter		Yes	Yes	Yes	Yes
Auto Blow-n-Clean		Yes	Yes	Yes	Yes


Warranty

1 Year on Complete Product + 5 Year on Compressor**

1 Year on Complete Product + 3 Year on Compressor**

*As a continuing policy of research and development at Cruise, the above design, features, specifications and models are subject to change without prior notice. Product, Remote images shown are for reference only and actual products / features may vary. Values mentioned are under standard test conditions in lab. Actual performance values may vary with different ambient conditions.

**Warranty coverage and details may vary. Please refer to the physical warranty card provided with the product for complete terms and conditions.

TS 500 | TURBOSTATION

TS300

FLOOR STANDING AC
TURBO TWR

MODEL		CFCDDBM-TS536SS1 NEW	CFCDDBK-TS548ST1 ('25)	CFFKMG-TS360NS ('25)
Model Type		Non - Inverter	Non - Inverter	Non - Inverter
Tonnage Class	Tr	3.0	4.0	5.0
BEE Star Rating		1	1	-
Cooling Capacity	W	10600	12700	17500
Power Consumption	W	3212	4580	7000
Current Input	A	15.00	11.60	13.00
ISEER		3.30	2.77	-
INDOOR UNIT				
Panel Color		White	White	White
Power Supply	V/ Hz/ Ph	230/50/1	230/50/1	230/50/1
Airflow Volume (H/L)	m³h	1800	1800	2280
Motor Type		BLDC	BLDC	AC
Noise Level (H/L)	dbA	52/ 46	53/ 49	57
Unit Dimensions (WxDxH)	mm	600x386x1850	600x386x1850	610x390x1925
Panel Dimensions (WxDxH)	mm	-	-	-
Net/ Gross Weight (Unit)	Kg	57/ 69	59/ 71	57/ 76
Net/ Gross Weight (Panel)	Kg	-	-	-
OUTDOOR UNIT				
Power Supply	V/ Hz/ Ph	230/50/1	415/50/3	415/50/3
Fan Motor Type		BLDC	AC	AC
Condensor Type-Rows	nos.	Copper/ 2.5	Copper/ 2	Copper/ 2
Compressor Type		Twin Rotary	Twin Rotary	Scroll
Noise Level	dbA	64	65	68
Refrigerant Type/ Charge		R-32/ 1.76	R-32/ 2.25	R-410/ 2.80
Ambient Operation Range (max)	°C	Up to 52	Up to 52	Up to 52
Dimensions (WxDxH)	mm	1030x380x790	1032x383x872	1040x440x745
Net/ Gross Weight	Kg	60/ 66	80/ 84	85/ 103
Piping Connection: Liquid	inch	3/8"	3/8"	1/2"
Piping Connection: Gas	inch	5/8"	5/8"	3/4"
Max Refrigerant Pipe (L)	m	15	30	50
Max Elevation Difference	m	30	15	20
PREMIUM FEATURES				
Indoor Unit Display Type		Digital	Digital	Digital
Airflow Control Type		4 Way Auto	4 Way Auto	4 Way Auto
Remote Control		Wireless Backlit LED	Wireless Backlit LED	Wireless LED
Evaporator Protection		Blue-tec	Blue-tec	Gold-tec
Condensor Protection		Blue-tec	Blue-tec	Blue-tec
3 Phase Advantage		-	Yes	Yes
Express Cool 55°C		Yes	Yes	Yes
Auto Smart Check		Yes	Yes	Yes
HD Dust Filter		Yes	Yes	Yes
Auto Blow-n-Clean		Yes	Yes	Yes
EASY SERVICEABILITY/ INSTALLATION				
Wall Support		Provision for support from wall to avoid toppling		
4 Side Field Pipe Connection		Back, Left, Right & Underneath		
Filter removable		Detach filter without removing Intake Grill		

1 Year on Complete Product + 3 Year on Compressor**

Cruise®

Headquartered in Bollywood's heartland, Cruise is the leading provider of best-in-class air conditioning solutions for people who want to live, work and play surrounded by cool, clean and healthy air. With a presence in India and the Middle East and technology designed in Germany, our high-performance air conditioners are energy efficient, ultra durable and made to the highest standards.

Through our commitment to excellence and constant innovation of over 33 years, Cruise is shaping the way you stay comfortably cool - today and tomorrow. Invest in Cruise. Invest in Yourself



THE CRUISE PROMISE



INNOVATION FIRST

Pioneer in cooling technology since 1992



BUILT HEAVY DUTY

Durable and robust build for coastal climate conditions



EASY TO MAINTAIN

Professional support with Pan-India service network



LONG LIFESPAN

100% copper technology with 3x longer durability



LIFETIME WARRANTY

10 year warranty on inverter compressors



GLOBALLY CERTIFIED

ISO quality factory operations; OEM's for global HVAC Co's

www.cruiseac.com

@cruiseac

@cruise_ac

829-123-8800

993-023-8800

Cruise Appliances Pvt Ltd

G-2 Industry House, 23B Mahal Industrial Estate, Mahakali Caves Road, Andheri (E), Mumbai 400093, India.

For corporate inquiries and further information

Please write to us at info@cruiseac.com

For service support write to us at support@cruiseac.com



Scan this QR-Code from your smart phone to visit our website

No part of this text or any of its contents may be reproduced, copied, modified or adapted, without the prior written consent of the Company. The images shown in this catalogue are for representation purposes only, it may differ from actual product. Features mentioned are representative, and not all inclusive. Technology, features, size and specification may vary from model to model. Features & specifications are subject to change without prior intimation. The Cruise brand, the logo and Cruise Trademark, and all information shown is copyright of Cruise Appliances Pvt Ltd.



All Cruise products can be recycled. Call **1800 103 6328** to register your request.